



## The smart thirst quenchers

SiLine® GF



# Benefit from our strengths

## Vending re-invented

Why should everything be so complicated? Why not make business much simpler! Our new SiLine® GF generation of machines is based on a straightforward principle: With its clean lines and high value, puristic design, we focus on the most important feature – delivering high turnover for you!

The universal feature on all SiLine® machines is touchscreen, which means commissioning and operating have never been easier. Up to three payment systems can also be effortlessly integrated.

Sustainability also plays a vital role in Sielaff's SiLine® GF. At Sielaff we also place great importance on using environmentally-friendly processes and recyclable materials throughout production. Our modular concept is a winner: SiLine® GF are made from 99.7%\* recyclable material

## Sales success – everywhere

Irrespective of location, the SiLine® generation of cold drink vending machines offers you ample space to achieve high turnover. All components are easily accessible and low-maintenance. SiLine® cold drink vendors display your range of products in a vibrant setting. Behind the extensive glass front the LED-illuminated interior displays a wide variety of products on up to eight shelves.

Every cold drinks machine in the SiLine® GF series offers optimum product presentation: First-in-first-out mechanism, full-length glass front with perfect product illumination, Sielaff lift system for gentle dispense. There are almost no limits when it comes to product selection and filling this vendor.

The operator uses the deal function to offer a combination of two products.

## Touchscreen technology – Simply genius

A new generation of customer interface: Simple and straight-forward communication using the touch display.

Use a promotional film to entice your customers to purchase different products. High memory capacity makes it possible to play product-related pictures and videos – make your vending machine even more appealing.

Product pictures and ingredients can be displayed on the touch screen. A perfect communication platform which has many applications, e.g. instruct the filler on maintenance and cleaning using pictures.

The SiLine® operator concept is simply intuitive for both technicians and customers.

*\* relates to total weight*



*Sales success – everywhere*



*With up to 8 shelves the SiLine® GF offers an extensive range of top-selling products*



*Smooth transportation of the products to the delivery area*

### Variable appearance – high quality and modern design

There are two designs to choose from, VA and RA. Robust, made from matt painted steel the SiLine® standard VA boasts a striking stainless steel lower door panel. The RA Design is virtually all matt painted steel finish. A real eye-catcher is the LED-strip lighting of Design Package A. Design VA with Design Package B radiates a high-value look combining ground stainless steel panels with matt black paint.

The high-value finish of the SiLine® GF is evident immediately. The uniform Line Design guarantees a positive reception at every location, fitting perfectly into every environment.

### Future viability

All SiLine® vending machines are suitable for use with telemetry. Data can be retrieved from the machine using USB and MDB.

Peripheral units can be easily connected, which enables the downloading of sales figures – irrespective of the location – in the office and at all times.

Sophisticated software monitors, e.g. the chiller unit and energy consumption, highlighting recognised problems to the operator when the door is opened. Service interventions can be coordinated to link in with maintenance scheduling.

### Less is more: Exceptionally quiet

The innovative SiLine® GF series is practically soundless during product delivery.



# Talent and Technology

## General facts

- Sale of glass bottles, PET-bottles and cans
- For products from 200 to 910 grams, up to 72 mm diameter; 270 mm max. bottle height
- Suitable for incorporating into a vending line
- Standardised installation area for payment systems
- Modular construction, which makes the machine service and recycling-friendly

## Energy

- Energy saving LED-lighting inside
- Energy saving fan
- Insulation glazing made from composite safety glass

## Refrigeration

- Low maintenance, hermetically sealed cooling system with electronically regulated, high-performance push-in chiller unit
- As standard HFKW-134a coolant with a GWP of 1430
- Optional: HC refrigerant R290 with a GWP of 3
- Two-way airflow ensures optimum internal cooling
- Overheating protection

## Product basket

- Made from high-grade plastic
- Can be removed using one hand and is easy to clean
- Dishwasher safe

## Compartments

- Split metal shelves to enable ergonomic filling of 7 or 9 selections (standard) Optional: 8 or 10 selections possible (narrow)
- Container width can be selected between standard and narrow width for greater capacity.

### SiLine® GF M

Standard:

- 7 selections per shelf
- Product diameter up to 72 mm

Narrow:

- 8 selections per shelf
- Product diameter up to 62 mm

### SiLine® GF L

Standard:

- 9 selections per shelf
- Product diameter up to 72 mm

Narrow:

- 10 selections per shelf
- Product diameter up to 62 mm


- Automatic shelf recognition
- Upper shelf swivels for ease of use
- Transparent product retention clip so that product visibility is not impaired
- First-in-first-out principle

## Product delivery

- Fast and quiet product delivery in under 10 seconds
- Virtually shake-free transportation of products during dispense
- Sensor in the product basket monitors the sales process
- Illuminated product delivery area at an ergonomic height
- Products are easily accessible, even for wheelchair users

## Payment systems

- Payment systems can be easily integrated



Fast and silent product delivery in less than 10 seconds



Split metal shelves for ergonomic filling



### Touch display

- PC-technology – peripheral units can be easily connected
- 7"-Touch display with stunningly brilliant, wide-angle picture quality and 800 x 480 pixel LED-backlighting
- USB port
- Product pictures and information display
- Generous 200 MB of storage space for pictures, video clips etc. The storage capacity can be increased even further by using an USB-stick
- Slide show
- Guided maintenance and cleaning using pictures
- Detailed error listing and support function for fault finding
- Large information area – deal function, product details and ingredients

### Operator concept – pure genius

Sielaff's SiLine® makes your life and that of your customers as straight-forward as possible. The standardised operator concept using touchscreen spans the whole SiLine® range.

Using intuitive and straightforward menu navigation, both customers and technicians can quickly find what they are looking for.

Step by step instructions for installation and cleaning as well as different service functions make working with the machine child's play.

Entice your customers and increase turnover by using the additional functions such as loading product-related information or inserting advertising banners.

These machines not only fit perfectly into your existing vending machine bank, but also guarantee consistently high turnover.



# VA\* Design



VA Design

## Variety is the winner: The latest VA design

Depending on requirements Design package A and B can be selected as an optional extra.

### Design package A

includes:

- two LED decor strips, above and underneath the glass front
- upper decor plate painted in door colour
- foot plate painted black



Design package A

### Design package B

includes:

- two LED decor strips, above and underneath the glass front
- upper decor plate in stainless steel
- Foot plate in stainless steel



Design package B

## Overview of VA Design options

SiLine® GF M SiLine® GF L	Lower decorative door panel	Upper decorative door panel	LED-decorative strips
VA Design	VA	RA	NO
VA Design + design package A	VA	RA	YES
VA Design + design package B	VA	VA	YES

\*VA = lower design plate in stainless steel

# RA\* Design



RA Design

## Modular design – individually configured

The RA Design with RAL-painted surfaces can be enhanced with Design package A.



Design package A

## Design package A

includes:

- two LED decor strips, above and underneath the glass front
- upper decor plate painted in door colour
- foot plate painted black

## Individually configured – perfect for any location

Configure your own SiLine® GF: Depending on the design various optional packages can be added.

## Overview of RA Design options

SiLine® GF M SiLine® GF L	Lower decorative door panel	Upper decorative door panel	LED-decorative strips
RA Design	RA	RA	NO
RA Design + design package A	RA	RA	YES

\*RA = lower design panel RAL-painted

# SiLine® Line Design

## SiLine® Line Design – sets the scene for sales

Make selling an emotional experience – simple with SiLine® Line Design!

The technology is functional, ergonomic and aesthetic. Fulfil all expectations with this outstanding design.

The "True-Colour" LED strips emphasise features everywhere. The changing colours of the RGB-enabled lighting strips illuminate the SiLine® in your favourite colour. Creates ambiance as colours gradually change.

The fine exterior of the SiLine® station of machines enhances the attractiveness of the products on offer. The well-thought out SiLine® Line Design facilitates higher turnover.

As simple and easy to use as a smartphone with Touch display. Colour pictures and videos ensure that Line Design will be noticed at Point-of-Sale.

Vending machine solutions from Sielaff using the state-of-the-art modular-build principle are perfect for every location and requirement. They are synonymous with high reliability and the best price-performance ratio.



*A SiLine® vending station with its design packages guarantees high turnover*

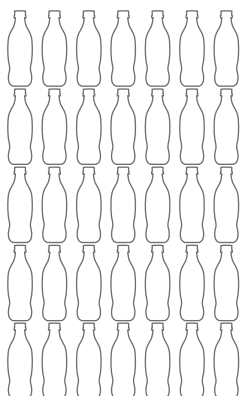


# Configuration examples

## SiLine® GF M


### 5 shelves, 35 selections

- For products up to Ø 72 mm max. height 240 mm  
35 facings –  
approx. 315 drinks
- Typical layout for PET-bottles up to 0.6l




### 8 shelves, 56 selections

- For products up to Ø 72 mm max height 116 mm  
56 facings –  
approx. 504 drinks
- Typical layout for 0.33l regular cans




### 6 shelves, 42 selections

- For products up to Ø 72 mm max height bottles up to 240 mm  
cans up to 145 mm  
42 facings –  
approx. 378 drinks
- Typical layout for PET-bottles up to 0.6l  
0.33l regular cans



### 7 shelves, 56 selections


- For products up to Ø 62 mm max. height 146 mm  
56 facings –  
approx. 616 drinks
- Typical layout for 0.25l slim cans



## SiLine® GF L


### 5 shelves, 45 selections

- For products up to Ø 72 mm  
45 facings –  
approx. 405 drinks
- Typical layout for PET-bottles up to 0.6l




### 8 shelves, 72 selections

- For products up to Ø 72mm  
72 facings –  
approx. 648 drinks
- Typical layout for 0.33l regular cans




### 6 shelves, 54 selections


- For products up to Ø 72mm  
54 facings –  
approx. 486 drinks
- Typical layout for PET-bottles up to 0.6l  
0.33l regular cans



### 7 shelves, 70 selections

- For products up to Ø 62 mm  
70 facings –  
approx. 770 drinks
- Typical layout for 0.25l slim cans





Cabinet and door  
available in pure white (RAL 9010),  
white aluminium (RAL 9006)  
and jet black (RAL 9005)

\* 1,844 mm for VA Design  
with Design package B

\*\* Machine dimensions  
may vary due to add-on  
parts and accessories



### SiLine® GF M, Design VA Dimensions

- 1,830\* x 990 x 895 mm  
(height x width x depth)\*\*

### Weight

- Approx. 330 kg  
(in standard layout with 5 shelves)

### Electrical data

- 220 – 230 V / 50 Hz / min. 10 A

### Power consumption



- 750 W  
(varies depending on the refrigeration)

### Energy consumption labelling

- in accordance with regulation  
(EU) 2019/2018 DIN 50597:2018  
Refrigerants HFKW-134a  
Energy efficiency category E



Energy efficiency for all  
machine types can be  
found under  
[www.sielaff.de/en/products/  
energy-consumption-  
labeling](http://www.sielaff.de/en/products/energy-consumption-labeling)



Cabinet and door  
available in pure white (RAL 9010),  
white aluminium (RAL 9006)  
and jet black (RAL 9005)

\* 1,844 mm for VA Design  
with Design package B

\*\* Machine dimensions  
may vary due to add-on  
parts and accessories



### SiLine® GF L, Design VA Dimensions

- 1,830\* x 1,140 x 895 mm  
(height x width x depth)\*\*

### Weight

- Approx. 360 kg  
(in standard layout with 5 shelves)

### Electrical data

- 220 – 230 V / 50 Hz / min. 10 A

### Power consumption

- 750 W  
(varies depending on the refrigeration)

### Energy consumption labelling

- in accordance with regulation  
(EU) 2019/2018 DIN 50597:2018  
Refrigerants HFKW-134a  
Energy efficiency category D



Energy efficiency for all  
machine types can be  
found under  
[www.sielaff.de/en/products/  
energy-consumption-  
labeling](http://www.sielaff.de/en/products/energy-consumption-labeling)



Sielaff GmbH & Co. KG  
Automatenbau Herrieden  
Münchener Str. 20  
91567 Herrieden  
Germany

Telephone: +49 9825 18-0  
Telefax: +49 9825 18-311155  
E-Mail: [export@sielaff.de](mailto:export@sielaff.de)  
Internet: [www.sielaff.com](http://www.sielaff.com)

■ MADE  
■ IN  
■ GERMANY