



Coffee Artist

SIAMONIE



Benefit from our strengths

Appealing and reliable.

Many people think that the function of a coffee machine is purely to dispense drinks. So what's the excitement about a hard-working, no-fuss, uncomplicated machine?

However, when it comes to the Siamonie "more costs less". Its high-grade work ethic not only brings resounding calm to those it is serving, but also increases turnover in the background.

What can the Siamonie offer you?

High tech at a low price are not just words, but our guarantee. This automatic coffee machine is appealingly reliable. It strikes the right note with international coffee specialities at the highest level. Whether it be a ristretto or an Americano, the quality remains the same.

Well thought-out technology ensures that the machine functions perfectly throughout, without the requirement for complicated operating.

Stylish, reliable and hardwearing: Coffee machines built by vending machine experts.

*Our belief is sell
tomorrow's coffee
today and achieve
greater turnover
than yesterday.*





Benefit from our strengths

Perfection!

Aesthetically pleasing.

Experience its simple design without corners or edges. The high gloss finish comes in a variety of door designs. For free-standing units designer rear panels are available. Configure your SIAMONIE to suit you!

A total pleasure.

Every hot drink – whether it be a standard cappuccino or fancy speciality coffee – is served every time to the same exacting high quality. You choose your coffee recipes, even create special delicacies. The machine dispenses these time after time, effortlessly by touching the display.

First-class durability

The SIAMONIE is built with only the finest parts, as used in the HoReCa sector. These components are manufactured from quality materials to withstand the rigours and demands of everyday use.





Variants

SIAMONIE CLASSIC TOUCH

General facts

- Wide-view 7" touch display behind 4" safety glass with clear picture definition and colour quality
- 10 picture selection keys with 2 levels for refinement. An additional level is available as an option for espresso specialities
- Pictures can be amended with the SiDesigner PC software and transferred to the machine via USB-stick
- Consumers can select their preferred screen language from a given list which is easily editable by the operator

Basic information

- Dimensions: (h x w x d)
710 x 450 x 570 mm
- Weight: approx. 68 kg
- Electrical data: 220–230V / 50/60Hz / 13A (optional 10A)
- Power: 2.9 kW (2.2 kW as an option)
- Capacity: 250 cups an hour

Colours

As standard the door is available in either jet black (RAL 9005) or signal white (RAL 9003) – the dispense panel is jet black as standard (RAL 9005), although this can be supplied in various RAL colours to suit individual taste if required.



SIAMONIE MOONLIGHT

General facts


- Glass-finish design including integrated RGB-mood lighting. The colours can be programmed to change or be permanent
- Wide-view 7" touch display behind 4" safety glass with clear picture definition and colour quality
- 10 picture selection keys with 2 levels for refinement. An additional level is available as an option for espresso specialities
- Pictures can be amended with the SiDesigner PC software and transferred to the machine via USB-stick
- Consumers can select their preferred screen language from a given list which is easily editable by the operator

Basic information

- Dimensions: (h x w x d)
710 x 450 x 570 mm
- Weight: approx. 68 kg
- Electrical data: 220–230V / 50/60Hz / 13A
(optional 10A)
- Power: 2.9 kW (2.2 kW as an option)
- Capacity: 250 cups an hour

Customisation

Siamonie Moonlight offer more scope for individuality – create an impression with the perfect choice of colour lighting.



Functions



Grinder

Sturdy design impacts on exceptional functionality. The high-performance, horizontal grinder produces a strong, but nevertheless **quiet grinding process**. The grinding discs (Ø 65mm) process the coffee beans until the required grind level is achieved – from espresso to French Press, for the perfect coffee taste.




Brewer

The horizontal **Hightech-PEEK-brewer** can accommodate coffee throws from 6g – 14g and boasts an insulated brewing chamber made from high-quality stainless steel. The brewer seals are hydraulically inflated, which are not only hygienic but also virtually maintenance free when in daily use. **Sielaff's pre-infusion technology** provides the highest level of coffee pleasure within the shortest time.



Touch Screen

High resolution, superb picture quality and LED-background illumination – all special features provided by the **7" touch display**.



Cleaning

Fast cleaning is essential when the machine is in operation:
The Siamonie's **quick & easy cleaning process** is completed in under 12 minutes.
It is easy to start and runs automatically, unattended.



Steam boiler

The **steam boiler** on all Siamonie freshmilk machines is fitted with a filter **as standard**.
Lime-forming ions are filtered from the water to provide long-term protection against limescale. Costly servicing and machine down-time have become things of the past.



Selection

Generate a great diversity of drinks with the **Siamonie touch**.
A wide range of programming possibilities for personalised recipes and selections on different levels. Additional refinements for every individual product selection provides **hot drinks variants** – to suit "your" taste.

Accessories

Perfect harmony

Choosing the right accessory is an important prerequisite when preparing and presenting the perfect coffee.

Whether a counter-top compressor fridge for hygienically stored and always perfectly chilled milk or a payment module, the uniform design creates an overall harmonious appearance.

The cup warmer with four heating levels, energy efficient heat output and generous storage capacity guarantees coffee pleasure always.

The functional storage cabinet and side-cabinet complete the concept.

Milk fridge module

- Glass plate on the top
- Insulated, high-performance compressor fridge
- Digital temperature display
- 7.0 litre milk container
- Optional: Lockable front door

Matching cabinet

- High-value, moisture-resistant lower and side base cabinets with rear wall and outlets for cables and leads
- Additional accessories available
- Push-function to open and close cupboard doors
- Front panels available in high-shiny signal white or jet black



Payment module

- For coin mechanisms, bank note readers as well as cashless payment systems

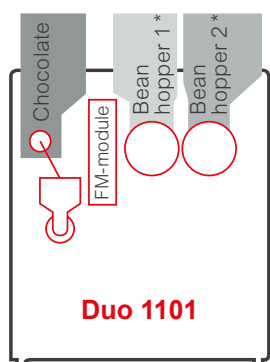
Cup warmer

- Four heated levels made from glass (temperature: 70°C as per DIN)
- Capacity per shelf: approx. 15 coffee cups, 25 espresso cups or 15 latte macchiato glasses
- Upper level accommodates approx. 12 cups
- Two separate switches with LED-illumination for the individual shelves
- Double-walled housing for energy efficient heating



Product variants

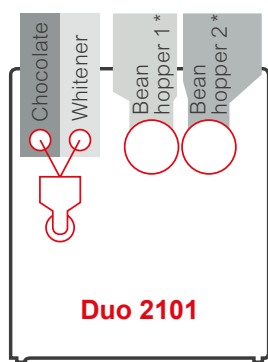
Siamonie Classic Touch / Moonlight:



Duo 1101

Variant 1101: (*)

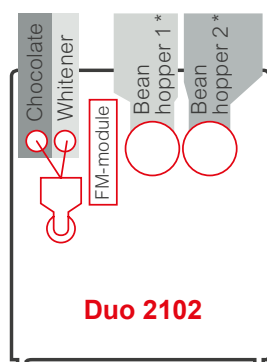
Two bean hopper
One instant container
holding 3.6 l of capacity
and a fresh milk module



Duo 2101

Variant 2101: (*)

Two bean hopper
Two instant containers, each
holding 2.0 l of capacity



Duo 2102

Variant 2102: (*)

Two bean hopper
Two instant containers, holding
2.0 l und 1.3 l of capacity
and a fresh milk module

* hopper holding 1.2 kg of beans (subsequent fills 1 kg)
2 litre fill quantity equates to approx. 1.3 kg of topping or approx. 1.4 kg of chocolate powder.



* Machine dimensions may vary due to add-on parts and accessories

SIAMONIE Serie:

Dimensions

- 710 × 450 × 570 mm (height x width x depth)*

Weight

- Approx. 68 kg

Electrical data

- 220–230V / 50/60Hz / 13A (optional 10A)

Power

- 2.9 kW (optional 2.2 kW)

Water connection

- 3/8" internal screw thread, flexible water hose with braided metal cover (2–6 bar)

Drink capacity

- Up to 250 cups/hour

Cup table

- Double, infinitely adjustable (Classic Touch), double, hinged (Pure, Moonlight)

Number of products

- 34 freely-programmable drink recipes – either with fresh milk or milk powder.
- For every drink more refined selections are possible

Drink sizes

- Freely-adjustable drink sizes up to 300 ml per portion, bypass for large coffee drinks (Americano) up to 500 ml

Pot dispense

- Direct or via a key switch, max. pot height 170 mm

Dosing

- Speeds and running times of the dosing motors are freely-programmable

Stainless steel boiler

- Boiler heater 2.7 kW (optional 2 kW), capacity 500 ml, programmable heating times

Grounds container

- Capacity 100 portions (when 9g)

Drip tray

- 1.5 L volume, monitored

Fridge module

- (h x w x d)* 600 × 215 × 425mm, approx. 25 kg

Payment module

- (h x w x d)* 600 × 175 × 425mm, approx. 11 kg

Cup warmer

- (h x w x d)* 600 × 330 × 425mm, approx. 26 kg

Base cabinet

- (h x w x d) 980 × 780 × 640mm, approx. 80 kg

Side base cabinet

- (h x w x d) 980 × 505 × 640mm, approx. 50 kg



Sielaff GmbH & Co. KG
Automatenbau Herrieden
Münchener Str. 20
91567 Herrieden
Germany

Telephone: +49 9825 18-0
Telefax: +49 9825 18-311155
export@sielaff.de
www.sielaff.com

■ MADE
■ IN
■ GERMANY

Technical data are subject to change without notice. Errors excepted.
All images shown are examples and may include optional extras.