



Refreshment Experts

FS 2020



Benefit from our strengths

Leave refreshment to the experts

The FS 2020 is your customers' first choice for beverages, sweets, snacks, etc. Awaken your customers' appetite to a wide range of enticing product lines. Ideal for highly frequented sites where only vending machines can provide the wide variety of refreshments required.

Beverages, sweets, snacks and non-food items: The combination of chutes and spirals ensures the optimum configuration to suit every location. Products are dispensed according to FIFO – First-in-first-out principle.

Benefit from the diversity of options and versions: The FS 2020 is available in RB, EB, High Security version and an outdoor version. The easy-to-service FS-vendors from Sielaff are the optimum solution for dispensing a wide variety of refreshments whatever the location. Choose the model which best suits your requirements.

Wide choice to meet all requirements

The FS 2020 offers a wide selection of refreshments from a single machine wherever the site – from beverages, sweets and snacks to non-food items.

Capacity has never been so flexible

The FS 2020' formula for success is: 2 in 1. These vending machines are designed for flexibility, offering maximum capacity with up to 6 chutes and 5 spirals per shelf.

Ideal temperature throughout

With 2 different temperature zones, the interior is always perfectly cooled to ensure the products are delivered at optimum temperature. Our low maintenance cooling system with electronically controlled, high performance slide-in cooling unit guarantees the right temperature.

The name Sielaff stands for optimum service

"Easy-to-service" applies to all of our vending machines: All components are highest quality, endurance tested and easily accessible.

Think ecologically – act economically

Ecologically designed and economical to run: This is due to the use of insulated, laminated safety glass and energy-saving LED-illumination in conjunction with our freely-programmable energy saving mode for the cooling unit and lighting when the machine is not in use.

Quality "Made in Germany"

Customers around the world trust this assurance. Sielaff stands for meticulous production, first class materials and high quality workmanship. Our vending machines are extremely easy to service, absolutely reliable and guarantee maximum service life.



The drinks chutes can be configured to suit any location



The FS-series attracts the consumer with its variety of drinks, confectionery, snacks or non-food items

Talent and Technology

General facts

- Sale of confectionery, snacks, beverages and non-food items
- Customer payment and product collection areas are positioned for the ease of disabled users
- Suitable for a vending line
- Modular construction – for ease of servicing and recycling

Energy

- LED-illuminated internal cabinet
- Insulated composite glass

Cooling

- Low maintenance, hermetically sealed cooling system with flexible, electronically controlled high-performance, push-in chiller unit
- HC refrigerant R-290 with a GWP of 3
- Dual refrigeration temperatures i.e 6 - 8 °C temperature range in the drink area and 12 - 15 °C in the snacks section

Chutes

- Available with up to 6 chutes
- Simple to replace or adjust on site
- Some products can also be stored double, triple or quadruple depth depending on length
- DC technology
- Various widths for cans and bottles from 0.2 to 2.0 l

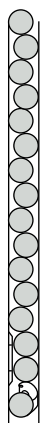
Narrow chute

- For products with a max. diameter of 86 mm
- Chute width 85 to 105 mm depending on product diameter

Standard chute

- For products up to 2.0 l
- Chute width depending on product diameter

Narrow chute



Standard chute



The combination of spirals and chutes provides a range of products to suit every location



Narrow and standard chutes for different types of cans and bottles



Spirals are manufactured from high quality, shiny stainless steel

Spiral shelves

- Height adjustable, stainless steel spiral shelves
- Shelves can be adjusted on site to suit specific products
- Tilting product shelves for ease of filling top ones
- Product shelves with cable-free, self-referencing plug-in connection
- Option: reinforced shelf
This option is required if the total weight of the products on the shelf exceeds 15 kg. A reinforced shelf can bear a maximum weight of 30 kg

Spirals

- High shiny stainless steel spirals
- Standardized spirals in all Sielaff FS and SÜ vending machines
- Spirals available in various sizes
- Numerous adjustment features available, e.g. vertical and horizontal spiral dividers
- First-in-first-out principle

Talent and Technology

Multiflex pusher (optional)

- For easy vending of large and bulky items
- Available in any desired width (1 to 5 across)

Payment Systems

- Easy integration of payment systems

Technology

- Automatic recognition of motors and simultaneous assignment of selection numbers
- Central mains switch
- Sales/Service data recorded in accordance with EVA-DTS standards (e.g. via telemetry, MDB-connection or infrared interface)
- Full length cover with special seal and optional lock for safeguarding components fitted inside, incl. cashbox

Options:

- Side foot plates
- Light bar
The light bar checks if the product selected is being dispensed
- Additional rear wall suitable for advertising



Multiflex pushers to dispense larger products, available in different sizes



High security frame with side lock



Coin return drum available as an option

Variants

FS 2020 RB

- Operator panel in door colour (RAL)
- Locking lever in door colour (RAL)
- Metal selection keypad
- Optional:
 - coin insert slide and change drum

FS 2020 EB

- Operator panel in stainless steel
- Locking lever in stainless steel
- Metal selection keypad
- Optional:
 - coin insert slide and change drum

Overview of the available machines

	HiSec	RO
FS 2020 RB	X	X
FS 2020 EB	X	–

FS 2020 High Security

- Anti-vandalism panel
- Coin-insert slide and change drum
- Reinforced locking lever protection
- Optional:
 - high security frame with side lock

FS 2020 RO

- Rain roof and water spray protection
- Anti-vandalism panel
- Coin insert slide and change return drum
- Hinge protection
- Re-inforced locking lever protection
- High security frame with additional lock
- Circuit breaker
- Higher performance chiller unit, with heater ("Frost monitoring function", the internal temperature is maintained above 0 °C)
- Rear wall (additional advertising opportunity)
- Front and side foot plates
- IP 24 rated



FS 2020 RB



FS 2020 EB HiSec



FS 2020 RO

Capacities at a glance

Chute capacities and space requirement guide

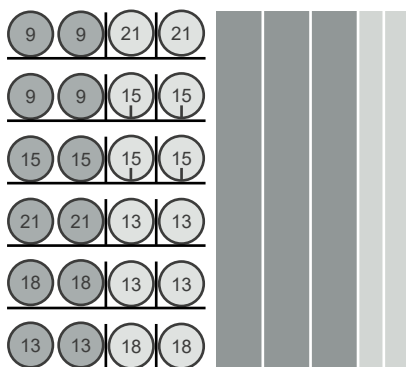
			Narrow chute			Standard chute				
			Max. diameter	Length	"x-times depth" Product depth in chute	Capacity per chute	Chute width	"x-times depth" Product depth	Capacity per chute	Chute width
Cans	0.25 l	Slim	53 mm	134 mm	3	57	85 mm	n.a.	n.a.	n.a.
Cans	0.33 l	Sleek	58 mm	146 mm	3	54.	85 mm	2	70	123 mm
Cans	0.33 l	Standard	66 mm	116 mm	4	64.	85 mm	4	112	127.5 mm
Cans	0.50 l		66 mm	169 mm	2	32	85 mm	2	62	136 mm
Bottles	0.33 l	e.g. glass, long neck	61 mm	238 mm	2	34	85 mm	2	68	127 mm
Bottles	0.50 l		< 66 mm	< 245 mm	2	28	85 mm	2	56	135 mm
Bottles	0.50 l	e.g. glass, non-return	68 mm	> 245 mm	1	15	90 mm	1	30	133 mm
Bottles	0.70 l	e.g. bulb-shaped	79 mm	292 mm	1	13.	100 mm	1	26	153 mm
Bottles	1.00 l		83 mm	> 245 mm	1	13	110 mm	1	25	165 mm
Bottles	1.50 l		< 90 mm	> 245 mm	n.a.	n.a.	n.a.	1	25	179 mm

Spirals

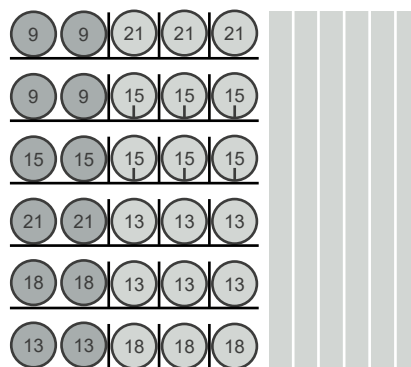
Pitch	Suitable for products up to	Capacity per spiral	Pitch	Suitable for products up to	Capacity per spiral
4	105 mm	4	11	39 mm	10 each
6	85 mm	5	13	34 mm	12 each
7	72 mm	6	15	27 mm	14 each
8	60 mm	7	18	22 mm	17 each
9	50 mm	8	21	19 mm	20 each

Information supplied without liability.

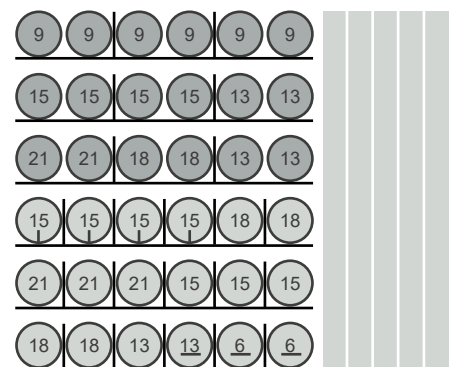
Layout examples



6 types of bagged products,
12 types of bar products,
3 standard chutes, 2 narrow
chutes* FS 2020 4/18 + 5



6 types of bagged products,
18 types of bar products,
6 narrow chutes*
FS 2020 5/24 + 6



9 types of bagged products,
18 types of bar products,
5 narrow chutes*
FS 2020 6/27 + 5

* with 85 mm narrow chutes

The examples above are only recommendations.

If the layout you require is not shown, please contact us. We specialise in bespoke solutions to suit every location.



Housing available in
pure white (RAL 9010),
white aluminium (RAL 9006)
and jet black (RAL 9005)

* Machine dimensions
may vary due to add-on
parts and accessories



Energy consumption labelling

- in accordance with regulation (EU) 2019/2018
DIN 50597:2018
HC refrigerant R-290
Energy efficiency category D



Energy efficiency for all
machine types can be
found under
[www.sielaff.de/en/products/
vending-machines/energy-
consumption-labelling](http://www.sielaff.de/en/products/vending-machines/energy-consumption-labelling)

FS 2020 RB and EB Dimensions

- 1,830 x 990 x 880 mm
(height x width x depth)*

Weight

- Approx. 436 kg
(without products,
depending on the layout)

Electrical data

- 220-230 V / 50/60 Hz /
min. 10 A

FS 2020 HiSec Dimensions

- 1,830 x 990 x 900 mm
(height x width x depth incl.
anti-vandalism panel)*

Weight

- Approx. 460 kg
(without products,
depending on the layout)

Power consumption

- 670 W
(varies depending on
the refrigeration)

FS 2020 RO Dimensions

- 1,855 x 1,022 x 1,000 mm
(height x width x depth
incl. roof overhang)*

Weight

- Approx. 528 kg (without
products, weight may vary
depending on layout)



Sielaff GmbH & Co. KG
Automatenbau Herrieden
Münchener Str. 20
91567 Herrieden
Germany

Telephone: +49 9825 18-0
Telefax: +49 9825 18-311155
info@sielaff.de
www.sielaff.com

**See here for our
company profile video**



■ MADE
■ IN
■ GERMANY